

wartie®

wart & verruca remover

What is Wartie and what it is used for?

Wartie is an easy to use 'freeze' treatment for warts and verrucas, similar to the cryotherapy method used by doctors. Warts and verrucas are small growths of the skin caused by the human papilloma virus (HPV).

Warts often develop on the fingers, or on the back of the hands, knees and elbows. You can recognise the common wart by the rough 'cauliflower-like' appearance of the surface. The wart virus, which is very contagious, can be transmitted from person to person or from one body location to another by direct contact with an infected area.

Verrucas are similar to warts but occur only on the sole of the foot or underneath the toes. Generally painful, they often look like a small white ring of skin with black dots in the centre. Verrucas are also contagious and can be transmitted to another person by contact with a wet surface such as a floor.

How does Wartie work?

Wartie precisely freezes the wart or verruca to the core, due to its unique precision tip. The rounded shape of Wartie's cryo tip allows accurate application limited to the wart or verruca, thereby avoiding the surrounding healthy skin, resulting in a more pain-free application.



Precision tip

- Targets only the wart or verruca
- Best freezing performance*
- No direct contact between gas and skin

When using cryotherapy devices for wart or verruca removal, the area treated may temporarily turn white. After the frozen area thaws, it will then turn red. A blister may form underneath the treated wart or verruca as a result of the freezing process. The wart or verruca will gradually disappear or fall off over the next 10 to 14 days, revealing healthy new skin underneath. One application should be sufficient to successfully remove a wart or verruca. Should a second treatment be necessary please wait 14 days between two applications. In some cases, it may help to soak the wart in warm water for a few minutes before using Wartie, in order to help penetrate callused skin that has formed on top of it.

Why Wartie?

Wartie employs a patented technology to provide a fast and effective treatment for warts and verrucas.

Wartie is Fast

Wartie does not require any assembly, thereby providing a quick and easy treatment for warts and verrucas. Wartie is ready to use straight out of the packaging without tricky assembly of sponges and small pieces. After only 3 seconds preparation the product can be applied on the wart or verruca.


Wartie is Safe

The unique/patented design of Wartie has the advantage of making the treatment of a wart or verruca faster while avoiding direct contact between the skin and the liquid gas inside the aerosol. Because Wartie delivers the cold through a metal tip, the freezing power can be controlled by the amount of pressure applied to the can during application. More pressure means more of the metal tip touching the skin, resulting in a larger freezing area. With only light pressure, the contact is minimized, thereby being able to treat smaller warts and verrucas. Wartie is suitable for children aged 4+.

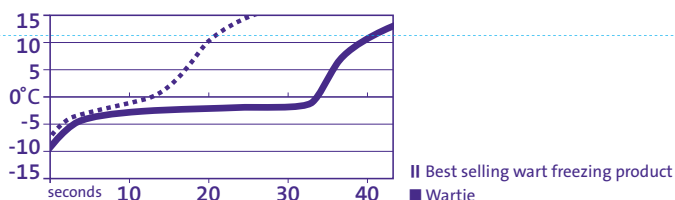
Wartie is Effective

The freezing power of Wartie has been compared to a number of other cryotherapy products. As can be seen in the pictures - and graph - below, Wartie is more effective than leading wart freezing brands.

Freezing precision



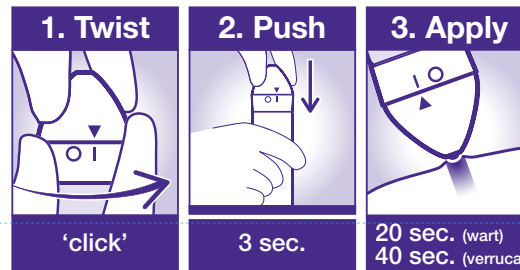
*Freezing performance



Best freezing performance*

- Revolutionary ease of use
- No harm to surrounding skin
- Suitable for children aged 4+

How to use Wartie?



Remove the cap and place the can on a flat surface:

1. Twist activation lock counter clockwise from zero to one while firmly holding the bottom ring. Do not push down on the activator until ready to cool.
2. Place the aerosol can on a hard surface and push down on the white actuator for 3 seconds. Then allow the can to rest for 2-3 seconds. Be careful to avoid contact with the metal tip when pressing down.
3. Apply the metal tip on the wart for 20 seconds or verruca for 40 seconds. Make sure the metal tip covers as much of the wart or verruca as possible.

When you apply the cooled Wartie tip on warts or verrucas, a slight aching sensation can occur as a result of the freezing process. This is normal and should disappear within a few hours.

Always turn the activation lock back to zero and replace the cap after each application.

Cautions

Do not use Wartie:

- on children under the age of 4 years.
- if you have diabetes or suffer from poor blood circulation to your hands or feet.
- anywhere on or near your face, armpits, breasts, bottom or genital area.
- on birthmarks, moles, warts with hairs growing from them, or any other spots.
- on areas where your skin is sensitive, inflamed, damaged, cut, grazed, diseased or itchy.
- if in any doubt as to whether the skin condition is a wart or verruca; consult your general practitioner.
- if you are pregnant or breastfeeding, consult your general practitioner.

Warning

Keep out of reach and sight of children. Pressurised container: may burst if heated. Do not pierce or burn, even after use. Keep away from heat/sparks/open flames/hot surfaces - no smoking. Do not spray on an open flame or other ignition source. Do not expose to temperatures exceeding 50°C/122°F. Protect from sunlight. Consult a doctor if you are diabetic or suffer from poor circulation.

If used on children, for safety reasons, it must always be applied by an adult. Do not apply excessive pressure when pushing the applicator on to the wart or verruca. The applicator should be applied for a maximum of 20 sec (wart) / 40 sec (verruca). If being used by more than one person, clean the applicator with alcohol on a small piece of cloth after each application. If there are multiple warts or verrucas close to each other, treat only one at a time.

Side effects

- As with all cryotherapy devices for wart and verruca removal, the skin may temporarily turn white.
- Carefully follow the indicated application time (20 seconds for warts / 40 seconds for verrucas), in order to avoid local tissue damage.
- Blisters resulting from the treatment of a larger or more persistent wart or verruca can be more uncomfortable.
- After the wart or verruca has come off, de-pigmentation or a small scar may occur.
- Using cryotherapy products for freezing warts may result in minor burn-wounds due to the low freezing temperature. If more discomfort is experienced than would be expected, consult your general practitioner.

Wartie contains:

Dimethylether

CE 0481

Last revision: September 2013

For more information, please visit www.wartie.co.uk

UK Customer Services: 0800 046 1977

Manufacturer/ Distributor:

YouMedical

YouMedical B.V., Rijnsburgstraat 9-11,
1059 AT Amsterdam, The Netherlands.

V9900804
1311